



**SOLAR
INDUSTRIES
INDIA
LIMITED**

REGD.OFFICE : 11, ZADE LAYOUT,
BHARAT NAGAR,
NAGPUR - 440 033, (M.S.) INDIA.
PHONES : +91-712-2561000, 2560010
FAX : +91-712-2560202
CIN : L74999MH1995PLC085878
e-mail : solar@solargroup.com

07th January, 2015

To,
The Executive Director
Listing Department
Bombay Stock Exchange Limited
Floor no.25, PJ Towers
Dalal Street
Mumbai – 400 001

Sub: Submission of Share Holding Pattern.

Ref: Clause 35 of the Listing Agreement.

Dear Sir,

With Reference to above, Please find attached Share Holding Pattern of Solar Industries India Limited as per Clause 35 of the Listing Agreement for the quarter ended on 31st December, 2014.

Kindly acknowledge the receipt of the same.

Thanking You


Yours truly,
For **Solar Industries India Limited**

Khushboo Pasari


(Khushboo Pasari)
Company Secretary



Category Code	Category of shareholder	Number of shareholders	Total number of shares	Number of shares held in dematerialised form	Total shareholding as a percentage of total number of shares		Shares pledged or otherwise encumbered	As a percentage (IX) = (VIII)/(IV)*100
					As a percentage of (A+B) (VI)	As a percentage of (A+B+C) (VII)		
(A)	(II) Promoter and Promoter Group	(III)	(IV)	(V)	(VI)	(VII)	(VIII)	(IX)
1	Indian							
(a)	Individuals/Hindu Undivided Family	15	13195255	13195255	72.91	72.91	0.00	0.00
(b)	Central Government/State Government(s)	0	0	0	0.00	0.00	0.00	0.00
(c)	Bodies Corporate	0	0	0	0.00	0.00	0.00	0.00
(d)	Financial Institutions / Banks	0	0	0	0.00	0.00	0.00	0.00
(e)	Any Other (specify)	0	0	0	0.00	0.00	0.00	0.00
	Sub Total (A)(I)	15	13195255	13195255	72.91	72.91	0.00	0.00
2	Foreign							
(a)	Individuals (Non-Resident Individuals/Foreign Individuals)	0	0	0	0.00	0.00	0.00	0.00
(b)	Bodies Corporate	0	0	0	0.00	0.00	0.00	0.00
(c)	Institutions	0	0	0	0.00	0.00	0.00	0.00
(d)	Qualified Foreign Investors	0	0	0	0.00	0.00	0.00	0.00
(e)	Any Other (specify)	0	0	0	0.00	0.00	0.00	0.00
	Sub Total (A)(2)	0	0	0	0.00	0.00	0.00	0.00
	Total Shareholding of Promoter and Promoter Group (A)=(A)(1)+(A)(2)	15	13195255	13195255	72.91	72.91	0.00	0.00
(B)	Public shareholding							
1	Institutions							
(a)	Mutual Funds/UTI	41	2695637	2695637	14.89	14.89	0.00	0.00
(b)	Financial Institutions / Banks	0	0	0	0.00	0.00	0.00	0.00
(c)	Central Government/State Government(s)	0	0	0	0.00	0.00	0.00	0.00
(d)	Venture Capital Funds	0	0	0	0.00	0.00	0.00	0.00
(e)	Insurance Companies	1	587931	587931	3.25	3.25	0.00	0.00
(f)	Foreign Institute Investors	8	139045	139045	0.77	0.77	0.00	0.00
(g)	Foreign Venture Capital Investors	0	0	0	0.00	0.00	0.00	0.00
(h)	Qualified Foreign Investors	0	0	0	0.00	0.00	0.00	0.00
(i)	Any Other (specify)	0	0	0	0.00	0.00	0.00	0.00
	Sub Total (B) (I)	50	3422613	3422613	18.91	18.91	0.00	0.00
2	Non-institutions							
(a)	Bodies Corporate	179	842882	842882	4.66	4.66	0.00	0.00
(b) (i)	Individuals - shareholders holding nominal share capital up to Rs 1 Lakh	5306	527330	527326	2.91	2.91	0.00	0.00
(ii)	Individual shareholders holding nominal share capital in excess of Rs. 1 Lakh	6	71784	71784	0.40	0.40	0.00	0.00




Category code	Category of shareholder	Number of shareholders	Total number of shares	Number of shares held in dematerialised form	Total shareholding as a percentage of total number of shares		Shares pledged or otherwise encumbered	
					As a percentage of (A+B) (VI)	As a percentage of (A+B+C) (VII)	Number of shares (VIII)	As a percentage (IX) = (VIII)/(IV)*100
(I)	(II)	(III)	(IV)	(V)	(VI)	(VII)	(VIII)	(IX)
(c)	Qualified Foreign Investors	0	0	0	0.00	0.00	-	-
(d)	Any Other							
i	Non Resident Indians (Repat)	94	6302	6302	0.03	0.03	-	-
ii	Non Resident Indians (Non Repat)	43	13932	13932	0.08	0.08	-	-
iii	Foreign Portfolio Investor (Corporate)	1	4700	4700	0.03	0.03	-	-
iv	Clearing Member	58	13113	13113	0.07	0.07	-	-
v	Directors	0	0	0	0.00	0.00	-	-
vi	Trusts	1	100	100	0.00	0.00	-	-
	Sub Total (B)(2)	5688	1480143	1480139	8.18	8.18	-	-
	Total Public Shareholding Public Group							
	(B)=(B)(I)+(B)(2)	5738	4902756	4902752	27.09	27.09	NA	NA
	Total (A)+(B)	5753	18098011	18098007	100.00	100.00		
(C)	Shares held by custodians and against which Depository Receipts have been issued							
i	Promoter and Promoter group	0	0	0	0.00	0.00	0.00	0.00
ii	Public	0	0	0	0.00	0.00	0.00	0.00
	Sub Total (C)	0	0	0	0.00	0.00	0.00	0.00
	GRAND TOTAL (A)+(B)+(C)	5753	18098011	18098007	100.00	100.00	0.00	0.00



(I) (a) Statement showing Shareholding Pattern

Name of the Company: SOLAR INDUSTRIES INDIA LIMITED		BSE- , NSE- ; Equity	
Scrip Code, Name of the scrip, class of security: Equity			
Quarter ended: 31st December, 2014			
	No. of partly paid-up shares	As a % of total no. of partly paid-up shares	As a % of total no. of shares of the company
0			
Held by Promoter / Promoter Group	0	0.00	0.00
Held by public	0	0.00	0.00
Total	0	0.00	0.00
Outstanding convertible securities:-			
	No. of outstanding securities	As a % of total No. of outstanding convertible securities	As a % of total no. of shares of the company, assuming full conversion of the convertible securities
Held by Promoter / Promoter Group	0	0.00	0.00
Held by public	0	0.00	0.00
Total	0	0.00	0.00
Warrants:-			
	No. of warrants	As a % of total no. of warrants	As a % of total no. of shares of the company, assuming full conversion of warrants
Held by Promoter / Promoter Group	0	0.00	0.00
Held by public	0	0.00	0.00
Total	0	0.00	0.00
Total paid-up capital of the company assuming full conversion of warrants and convertible securities			
18098011			




(1)(b) Statement showing holding of securities (including shares, warrants, convertible securities) of persons belonging to the category "Promoter and Promoter Group"

Sr. No.	Name of the shareholder	Details of Shares held			Encumbered shares			Details of warrants			Details of convertible securities		Total shares (including underlying shares assuming full conversion of warrants and convertible securities) as a % of diluted share capital
		Number of shares held	As a % of grand total (A)+(B)+(C)	No.	As a percentage (V)=(V)/(III)*100	As a % of grand total (A)+(B)+(C) of sub-clause (I)(a)	Number of warrants held	As a % total number of warrants of the same class	Number of convertible securities held	As a % total number of convertible securities of the same class			
(I)	(II)	(III)	(IV)	(V)	(VI)=(V)/(III)*100	(VII)	(VIII)	(IX)	(X)	(XI)	(XII)		
1	SATTYANARAYAN NANDLAL NUWAL(AAUPNO199B)	4055787	22.41	0	0.00	0.00	0	0.00	0	0.00	22.41		
2	KAILASHCHANDRA NANDLALJI NUWAL(AAUPN0201E)	3547819	19.60	0	0.00	0.00	0	0.00	0	0.00	19.60		
3	INDIRA KAILASHCHANDRA NUWAL	1113646	6.15	0	0.00	0.00	0	0.00	0	0.00	6.15		
4	LEELADEVI SATTYANARAYAN NUWAL(AAUPN0203G)	1015188	5.61	0	0.00	0.00	0	0.00	0	0.00	5.61		
5	SOHANDEVI NANDLAL NUWAL(AAYPN5004F)	929938	5.14	0	0.00	0.00	0	0.00	0	0.00	5.14		
6	MANISH SATTYANARAYAN NUWAL(AAZPN3399J)	862813	4.77	0	0.00	0.00	0	0.00	0	0.00	4.77		
7	KAILASHCHANDRA NUWAL HUF NUWAL(AABHK2285C)	501125	2.77	0	0.00	0.00	0	0.00	0	0.00	2.77		
8	SATTYANARAYAN NUWAL HUF NUWAL(AACHS6439R)	493938	2.73	0	0.00	0.00	0	0.00	0	0.00	2.73		
9	NANDLALJI BODULALJI NUWAL HUF NUWAL	421250	2.33	0	0.00	0.00	0	0.00	0	0.00	2.33		
10	SEEMA MANISH NUWAL(AACPN9828P)	248688	1.37	0	0.00	0.00	0	0.00	0	0.00	1.37		
11	RAHUL KAILASHCHANDRA NUWAL(AEQPN4162A)	5063	0.03	0	0.00	0.00	0	0.00	0	0.00	0.03		
	TOTAL	13195255	72.91	0	0.00	0.00	0	0.00	0	0.00	72.91		




(D)(c)(i) **Statement showing holding of securities (including shares, warrants, convertible securities) of persons belonging to the category "Public" and holding more than 1% of the total number of shares**

Sr. No.	Name of the shareholder	Number of shares held	Shares as a percentage of total number of shares (i.e., Grand Total (A)+(B)+(C) indicated in Statement at para (I)(a) above)	Details of warrants			Details of convertible securities		Total shares (including underlying shares assuming full conversion of warrants and convertible securities) as a % of diluted share capital
				Number of warrants held	As a % total number of warrants of the same class	Number of convertible securities held	% w.r.t total number of convertible securities of the same class		
1	HDFC TRUSTEE CO LTD- A/C HDFC MID CAP OPPURTUNITIES FUND AAATHI809A	1586773	8.77	0	0.00	0	0.00	8.77	
2	OMAN INDIA JOINT INVESTMENT FUND	774195	4.28	0	0.00	0	0.00	4.28	
3	BIRLA SUN LIFE TRUSTEE COMPANY PRIVATE LIMITED A/C BIRLA SUN LIFE MID CAP FUND AAATB0102C	213357	1.18	0	0.00	0	0.00	1.18	
4	DSP BLACKROCK MICRO CAP FUND AAALD0430B	263441	1.46	0	0.00	0	0.00	1.46	
5	ICICI PRUDENTIAL LIFE INSURANCE COMPANY LTD	587931	3.25	0	0.00	0	0.00	3.25	
6	ICICI PRUDENTIAL INFRASTRUCTURE FUND AAAA10038F	236904	1.31	0	0.00	0	0.00	1.31	
	TOTAL	3662601	20.24	0	0.00	0	0.00	20.24	




(D)(c)(ii) Statement showing holding of securities (including shares, warrants, convertible securities) of persons (together with PAC) belonging to the category "Public" and holding more than 5% of the total number of shares of the company


Sr. No.	Name(s) of the shareholder(s) and the Persons Acting in Concert (PAC) with them	Number of shares	Shares as a percentage of total number of shares {i.e., Grand Total (A)+(B)+(C) indicated in Statement at para (I)(a) above}	Details of warrants		Details of convertible securities		Total shares (including underlying shares assuming full conversion of warrants and convertible securities) as a % of diluted share capital
				Number of warrants	As a % total number of warrants of the same class	Number of convertible securities held	% w.r.t total number of convertible securities of the same class	
1	HDFC TRUSTEE CO LTD- A/C HDFC MID CAROPPURUNITIES FUND AAATHI 809A	1586773	8.77	0	0.00	0	0.00	8.77
	TOTAL	1586773	8.77	0.00	0.00	0.00	0.00	8.77



(D)(d)	<u>Statement showing details of locked-in shares</u>			
Sr. No.	Name of the shareholder	Category of shareholder (Promoters/Public)	Number of Locked in Shares	Locked-in shares as a percentage of total number of shares {i.e., Grand Total (A)+(B)+(C) indicated in Statement at para (I)(a) above}
TOTAL			0.00	0



(ID)(a) Statement showing details of Depository Receipts (DRs)				
Sr. No.	Type of outstanding DR (ADRs, GDRs, SDRs, etc.)	Number of outstanding DRs	Number of shares underlying outstanding DRs	Shares underlying outstanding DRs as a percentage of total number of shares {i.e., Grand Total (A)+(B)+(C) indicated in Statement at para (I)(a) above}
1	NIL	NIL	NIL	NIL
TOTAL		NIL	NIL	NIL



**Statement showing holding of Depository Receipts (DRs), where underlying shares held by
"Promoter/ Promoter Group" are in excess of 1% of the total number of shares**

(II) (b)

Sr. No.	Name of the DR Holder	Type of outstanding DR (ADRs, GDRs, SDRs, etc.)	Number of shares underlying outstanding DRs	Shares underlying outstanding DRs as a percentage of total number of shares {i.e., Grand Total (A)+(B)+(C) indicated in Statement at para (I)(a) above}
1	NIL	NIL	NIL	NIL
	TOTAL	NIL	NIL	NIL

